

Filter Races

Select a race:

City of Sebastian (Vote For 1)

Vote Type View:

Graphical

Precinct 7 Show Detailed View

Choice	Percent	Votes
Damien Gilliams should be removed from office.	91.44%	705
Damien Gilliams should not be removed from office.	8.56%	66
		771

Precinct 8 Show Detailed View

Choice	Percent	Votes
Damien Gilliams should be removed from office.	92.08%	1,372
Damien Gilliams should not be removed from office.	7.92%	118
		1,490

Precinct 9 Show Detailed View

Choice	Percent	Votes
Damien Gilliams should be removed from office.	93.74%	1,901
Damien Gilliams should not be removed from office.	6.26%	127
		2,028

Precinct 10 Show Detailed View

Choice	Percent	Votes
Damien Gilliams should be removed from office.	94.46%	1,943
Damien Gilliams should not be removed from office.	5.54%	114
		2,057

Filter Races

Select a race:

City of Sebastian (Vote For 1)

Vote Type View:

Graphical

Precinct 7 Show Detailed View

Choice	Percent	Votes
Charles Mauti should be removed from office.	89.30%	684
Charles Mauti should not be removed office.	10.70%	82
		766

Precinct 8 Show Detailed View

Choice	Percent	Votes
Charles Mauti should be removed from office.	89.87%	1,331
Charles Mauti should not be removed office.	10.13%	150
		1,481

Precinct 9 Show Detailed View

Choice	Percent	Votes
Charles Mauti should be removed from office.	92.98%	1,881
Charles Mauti should not be removed office.	7.02%	142
		2,023

Precinct 10 Show Detailed View

Choice	Percent	Votes
Charles Mauti should be removed from office.	92.04%	1,885
Charles Mauti should not be removed office.	7.96%	163
		2,048

Filter Races

Select a race:

City of Sebastian (Vote For 1)

Vote Type View:

Graphical

Precinct 7 Show Detailed View

Choice	Percent	Votes
Pamela Parris should be removed from office.	91.79%	704
Pamela Parris should not be removed from office.	8.21%	63
		767

Precinct 8 Show Detailed View

Choice	Percent	Votes
Pamela Parris should be removed from office.	92.72%	1,376
Pamela Parris should not be removed from office.	7.28%	108
		1,484

Precinct 9 Show Detailed View

Choice	Percent	Votes
Pamela Parris should be removed from office.	94.64%	1,923
Pamela Parris should not be removed from office.	5.36%	109
		2,032

Precinct 10 Show Detailed View

Choice	Percent	Votes
Pamela Parris should be removed from office.	94.29%	1,933
Pamela Parris should not be removed from office.	5.71%	117
		2,050

Filter Races

Select a race:

City Council Member (Vote For Up To Three)









Vote Type View:

Graphical



Precinct 7 Show Detailed View

Choice		Percent	Votes
Bill Flynn		15.94%	313
Fred Jones		13.09%	257
Louise Kautenburg		9.02%	177
Linda Kinchen		8.10%	159
Sherrie Matthews		11.97%	235
Bob McPartlan		13.14%	258
Dave Newhart		12.28%	241
Christopher Robert Nunn		16.45%	323
			1,963

Precinct 8 Show Detailed View

Choice		Percent	Votes
Bill Flynn		13.92%	528
Fred Jones		14.50%	550
Louise Kautenburg		8.28%	314
Linda Kinchen		8.70%	330
Sherrie Matthews		11.45%	434
Bob McPartlan		15.53%	589
Dave Newhart		11.10%	421
Christopher Robert Nunn		16.51%	626
			3,792

Precinct 9 Show Detailed View

Choice		Percent	Votes
Bill Flynn		12.53%	659
Fred Jones		13.60%	715
Louise Kautenburg		8.50%	447
Linda Kinchen		9.24%	486
Sherrie Matthews		11.68%	614
Bob McPartlan		14.55%	765
Dave Newhart		11.60%	610
Christopher Robert Nunn		18.30%	962
			5,258

Precinct 10 [Show Detailed View](#)

Choice		Percent	Votes
Bill Flynn	<div><div></div></div>	10.37%	558
Fred Jones	<div><div></div></div>	13.21%	711
Louise Kautenburg	<div><div></div></div>	8.14%	438
Linda Kinchen	<div><div></div></div>	8.86%	477
Sherrie Matthews	<div><div></div></div>	15.50%	834
Bob McPartlan	<div><div></div></div>	15.15%	815
Dave Newhart	<div><div></div></div>	12.40%	667
Christopher Robert Nunn	<div><div></div></div>	16.37%	881
			5,381